





## Analytical prediction of specific spatiotemporal patterns in nonlinear oscillator networks with distance-dependent time delays

Roberto C. Budzinski <sup>1,2,3,\*</sup>, Tung T. Nguyen,<sup>1,2,3,\*</sup> Gabriel B. Benigno,<sup>1,2,3,\*</sup> Jacqueline Đoàn <sup>1,2,3</sup>, Ján Mináč <sup>1,3</sup>,  
Terrence J. Sejnowski,<sup>4,5</sup> and Lyle E. Muller <sup>1,2,3,†</sup>

<sup>1</sup>Department of Mathematics, Western University, London, Ontario N6A 3K7, Canada

<sup>2</sup>Brain and Mind Institute, Western University, London, Ontario N6A 3K7, Canada

<sup>3</sup>Western Academy for Advanced Research, Western University, Ontario N6A 3K7, Canada

<sup>4</sup>The Salk Institute for Biological Studies, La Jolla, California 92037, USA

<sup>5</sup>Division of Biological Sciences, University of California, San Diego, La Jolla, California 92161, USA



(Received 11 March 2022; revised 22 July 2022; accepted 3 January 2023; published 2 March 2023)

We introduce an analytical approach that allows predictions and mechanistic insights into the dynamics of nonlinear oscillator networks with heterogeneous time delays. We demonstrate that time delays shape the spectrum of a matrix associated with the system, leading to the emergence of waves with a preferred direction. We then create analytical predictions for the specific spatiotemporal patterns observed in individual simulations of time-delayed Kuramoto networks. This approach generalizes to systems with heterogeneous time delays at finite scales, which permits the study of spatiotemporal dynamics in a broad range of applications.

DOI: [10.1103/PhysRevResearch.5.013159](https://doi.org/10.1103/PhysRevResearch.5.013159)

### I. INTRODUCTION

What is the effect of heterogeneous time delays in networked systems? This question is difficult to treat analytically in the context of multiple distributed time delays. In recent work [1], we studied intracranial electrophysiological recordings from human clinical patients during sleep. We found that the 11–15-Hz sleep “spindle” oscillation, a brain rhythm important for learning and memory [2], was not perfectly synchronized with zero phase difference across the cortex; rather, sleep spindles are organized into rotating waves that travel in a preferred direction (see Movie 1 in Ref. [1]). Importantly, the propagation speed of the observed waves is consistent with the axonal conduction speed of the long-range fiber network in the cortex (3–5 m/s [3]). This set of observations raises an important question: How do these fibers, with no major anisotropy, create a specific spatiotemporal structure with a preferred chirality?

In this paper, we analyze a time-delay Kuramoto model to address this question. Utilizing a recently reported analytical approach to the Kuramoto dynamics [4], we introduce a complex-valued delay operator. This operator shapes the dynamics of the Kuramoto system into waves traveling across the network. The combination of this delay operator and the adjacency matrix determines these dynamics through their

effect on eigenvalues in the complex plane, thus providing mechanistic insights into the effect of heterogeneous time delays. The approach introduced here offers a mathematical description for the dynamics of time-delayed networks, an important open problem in physics [5] with many applications in neuroscience [6], engineering [7], and technology [8]. In general, approaches to systems with heterogeneous time delays center on numerical simulations, and no coherent analytical approach currently exists [9,10]. Importantly, while this question first arose from observations of neural dynamics in the human cortex during sleep, the delay operator we introduce here is general to studying the effect of distributed time delays in networks at finite scales, potentially allowing insight into these dynamics in a broad range of systems [11–13].

### II. DELAY OPERATOR

We start with the standard Kuramoto model (KM) [14–16] and then consider the model with distance-dependent time delays [17–19]. The original KM on a general network of  $N$  nodes is defined by

$$\dot{\theta}_i(t) = \omega_i + \epsilon \sum_{j=1}^N A_{ij} \sin(\theta_j(t) - \theta_i(t)), \quad (1)$$

where  $\theta_i \in [-\pi, \pi)$  represents the state variable (phase) of oscillator  $i$  at time  $t$ ,  $\omega_i$  is the intrinsic angular frequency,  $\epsilon$  scales the coupling strength, and  $A_{ij} \in \{0, 1\}$  represents the elements of the adjacency matrix. The coupling of two connected oscillators  $i$  and  $j$  causes their phases to attract [15,16,20,21].

Time delays have been observed to be an important mechanism underlying the generation of traveling waves in the brain [13,22–24]. With this in mind, we consider a time-delay

\*These authors contributed equally to this work.

†lmuller2@uwo.ca

Published by the American Physical Society under the terms of the [Creative Commons Attribution 4.0 International](https://creativecommons.org/licenses/by/4.0/) license. Further distribution of this work must maintain attribution to the author(s) and the published article's title, journal citation, and DOI.

Kuramoto model (dKM) with delays  $\tau_{ij}$  that depend on the distance between two oscillators  $i$  and  $j$ :

$$\dot{\theta}_i(t) = \omega_i + \epsilon \sum_{j=1}^N A_{ij} \sin(\theta_j(t - \tau_{ij}) - \theta_i(t)). \quad (2)$$

The delay operator approach we introduce here generalizes to arbitrary adjacency matrices. In order to demonstrate this approach, we start by considering an undirected ring graph  $\mathfrak{G}_{\text{RG}}$ , where  $N = 100$  nodes are arranged on a one-dimensional ring with periodic boundary conditions. Each node in  $\mathfrak{G}_{\text{RG}}$  is connected to the  $k = 25$  nearest neighbors in each direction, and  $A_{ij} \in \{0, 1\}$  is 1 if oscillators  $i$  and  $j$  are connected, and 0 otherwise. The time delay  $\tau_{ij} = d_{ij}/v$  between two nodes  $i$  and  $j$  grows linearly with distance ( $d_{ij}$ ) with respect to the periodic boundary conditions on the ring [ $d_{ij} = \min(|i - j|, N - |i - j|)$ ]. For the parameters chosen in this paper, the time delays range from approximately 2 to 62 ms, a timescale relevant to neural dynamics [10,25,26]. We consider the case where all oscillators have the same frequency of 10 Hz ( $\omega = 20\pi$ ); however, our approach can be applied to the case of nonidentical natural frequencies [27].

The time-delay term  $\theta_j(t - \tau_{ij})$  can be approximated by  $\theta_j(t) - \omega\tau_{ij}$  [17,18,24]. Using this approximation, in combination with the algebraic approach to the Kuramoto dynamics [4,28], we introduce a delay operator, which provides analytical insight into how heterogeneous time delays can create specific, sophisticated spatiotemporal structures in the resulting nonlinear dynamics. Applying this approximation to Eq. (2), we arrive at an equation that captures the time-delay dynamics in the dKM in heterogeneous phase lags [17,18,24]. We can then use our algebraic approach to the Kuramoto dynamics and arrive at (see Appendix A for details)

$$\mathbf{x}(t) = e^{i\omega t} e^{t\mathbf{W}} \mathbf{x}(0), \quad (3)$$

where  $\mathbf{x} \in \mathbb{C}^N$  and the matrix  $\mathbf{W}$  is given by

$$\mathbf{W} = \epsilon e^{-i\eta} \circ \mathbf{A}, \quad (4)$$

where  $\circ$  represents the Hadamard (elementwise) product. This matrix has information about the coupling strength  $\epsilon$ , the time delays  $\eta = \omega\tau$  present in the original dKM, and the connection scheme of the system on  $\mathbf{A}$ . In previous work, we have shown that this complex-valued equation, when evaluated through the procedure described below, precisely captures the trajectories of the original, nonlinear Kuramoto model [28]. We now show that this approach generalizes to the case of heterogeneous time delays.

With this approach, we have two dynamical systems: the original, nonlinear KM and a complex-valued system with the explicit solution in Eq. (3) (details on the derivation can be found in Ref. [28] and in Appendix A). In the complex-valued system,  $\mathbf{x} \in \mathbb{C}^N$  has elements  $x_i(t) \in \mathbb{C}$  whose argument we compare with the numerical solution of the original Kuramoto model with heterogeneous time delays (dKM)  $\theta_i(t) \in \mathbb{R}$  [obtained by Euler integration of Eq. (2) with high temporal precision]. That is,  $\text{Arg}[x_i(t)]$  is compared with  $\theta_i(t)$ . When initialized with unit-modulus initial conditions  $|x_i(0)| = 1$  for all  $i$ , with arguments  $\text{Arg}[x_i(0)]$  that match the initial phases  $\theta_i(0)$  in the original dKM, the trajectories in the original and complex-valued KM correspond

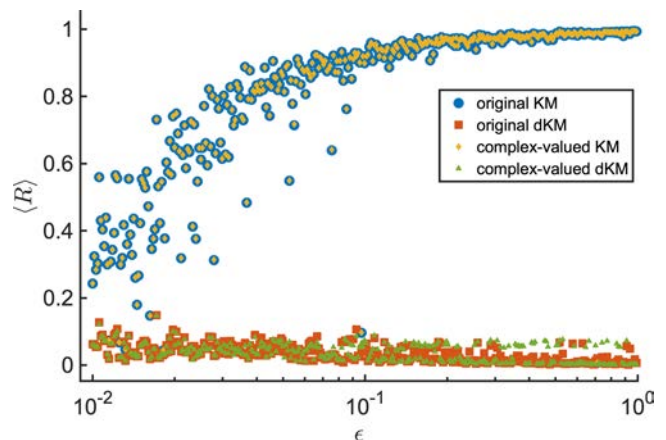


FIG. 1. Synchronization level for nondelayed and delayed networks. The time-average Kuramoto order parameter  $\langle R \rangle$  is plotted as a function of the coupling strength  $\epsilon$  for the nondelayed case (blue circles, original KM; orange diamonds, complex-valued KM) and for the delayed case (red squares, original dKM; green triangles, complex-valued dKM). Each point represents one 10-s simulation with random initial conditions  $[\mathcal{U}(-\pi, \pi)]$ , which are the same for the complex-valued case and for the numerical simulation at each point.

for a nontrivial window of time [4]. As mentioned above, in Ref. [28] we found that iterating the explicit expression (3) in a specific manner produces trajectories in the complex-valued system that *precisely* match those in the original, nonlinear Kuramoto model. Specifically, we can evaluate

$$\mathbf{x}(t + \varsigma) = \Lambda[e^{i\omega\varsigma} e^{\varsigma\mathbf{W}} \mathbf{x}(t)], \quad (5)$$

where  $\varsigma$  is small but finite,  $t \in [0, \varsigma, 2\varsigma, \dots, n\varsigma]$ , and  $\Lambda$  represents an elementwise operator mapping the modulus of each state vector element  $x_i(t)$  to unity. This approach represents an iterative analytical procedure, defined by the application of the linear matrix exponential and  $\Lambda$ . Note that Eq. (5) propagates the solution at discrete time intervals defined by  $\varsigma$ , Eq. (3) can be applied within intervals defined by  $\varsigma$ , and  $\varsigma > dt$ . Critically, while this iterative procedure does not represent a closed-form, all-time solution for the dynamics of the original nonlinear Kuramoto system, all evolution of the arguments  $\text{Arg}[x_i]$  [which, again, correspond with  $\theta_i(t) \forall i$  in the original KM] is governed under the linear matrix exponential operator, and it is clear that the elementwise  $\Lambda$  operator only changes the moduli. In this paper, we show that this approach applies also in the case of heterogeneous time delays and provides analytical insight into how distance-dependent time delays create specific spatiotemporal patterns.

### III. RESULTS

We first study phase synchronization in networks with (dKM) and without (KM) time delays on  $\mathfrak{G}_{\text{RG}}$ , as a function of the coupling strength  $\epsilon$  (Fig. 1). We use the Kuramoto order parameter,

$$R(t) = \frac{1}{N} \left| \sum_{j=1}^N e^{i\theta_j(t)} \right|, \quad (6)$$

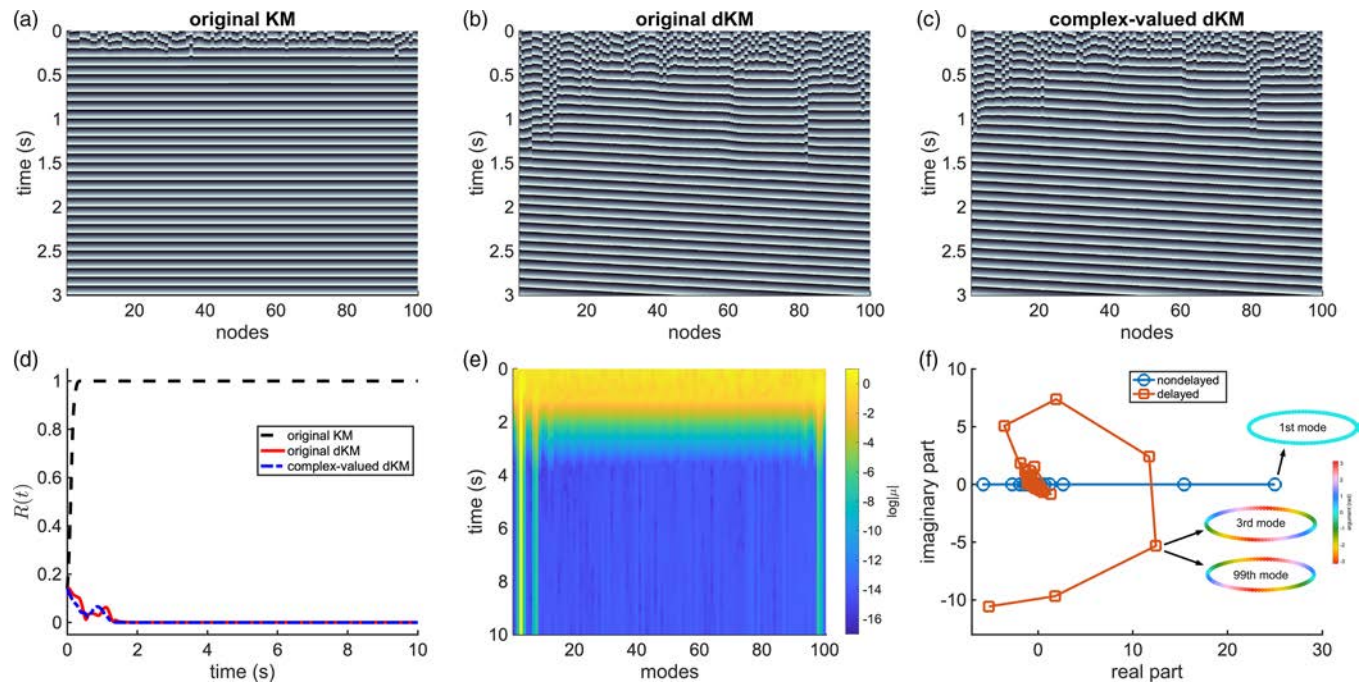


FIG. 2. Analytical and geometric view of the effect of time delays. The spatiotemporal dynamics of the system is represented using color coding, where the phase of each oscillator is plotted as a function of time for (a) the original KM, (b) the original dKM, (c) and the complex-valued dKM. Dark colors represent phases close to  $-\pi$ , and light colors represent phases close to  $\pi$ . (a) Without delay, the network transitions to phase synchronization, which is represented by the horizontal lines. The effect of the delay, however, induces wave patterns in the system, whose dynamics are represented (b) in the original dKM and also captured (c) by the complex-valued model. (d) These dynamical characteristics are corroborated by the Kuramoto order parameter  $R(t)$ . (e) The eigenmodes offer a geometric perspective to such dynamics, where the waves are represented by a single eigenmode contribution (third mode in this case). (f) The eigenvalues of  $\mathbf{W}$  (delayed) and  $\epsilon\mathbf{A}$  (nondelayed) provide further analytical insights into the effect of the delay in the system: It rotates the eigenvalues in the complex plane, which allows the system to access different modes. In the nondelayed case, the leading eigenvalue (in the real part) is associated with an eigenvector with a zero-phase-difference configuration (first mode). In the delayed case, otherwise, there are two leading eigenvalues that are associated with the eigenvectors  $\mathbf{v}_3$  and  $\mathbf{v}_{99}$ , which have phase configurations representing traveling waves.

and its time average  $\langle R \rangle$  for 10-s simulations to measure the level of phase synchronization. As the coupling strength  $\epsilon$  increases in the nondelayed case (original KM and complex-valued KM),  $\langle R \rangle$  begins at a low value and increases until approaching unity (representing phase synchronization).

In the case with heterogeneous time delay (original dKM and complex-valued dKM), the order parameter remains low (Fig. 1, red squares and green triangles), reflecting the fact that time delays induce a range of spatiotemporal patterns, as observed previously [17,18,29–33]. Here, we observe that the complex-valued model is able to capture the average dynamics that the original Kuramoto model depicts, for both the nondelayed and delayed cases, for different coupling strengths across different initial conditions (Fig. 1).

We next study dynamics in the KM and dKM considering an individual realization, for a fixed coupling strength ( $\epsilon = 0.5$ ), and compare the dynamics of the original dKM with the evaluation of the complex-valued approach. Without time delays, the original KM exhibits a quick transition from random initial conditions to a phase-synchronized state [horizontal lines, Fig. 2(a)]. With time delays, however, phase synchronization is not reached, and the original dKM exhibits a transition from random initial conditions to a traveling wave state [diagonal structures, Fig. 2(b)]. The evaluation of the complex-valued dKM captures both the transient dynamics

and the traveling wave state exhibited in the original dKM [Fig. 2(c)], as well as the dynamics of the Kuramoto order parameter  $R(t)$  [Fig. 2(d)].

Our approach to systems with heterogeneous time delay provides insight into the mechanism for these dynamics in terms of the spectrum of  $\mathbf{W}$ —Eq. (4). If  $\mathbf{A}$  and  $\boldsymbol{\tau}$  are circulant,  $\mathbf{W}$  is also circulant (see Appendix B); hence  $\mathbf{W}$  and  $\mathbf{A}$  share the same eigenvectors (which form an orthonormal basis). We can then write Eq. (3) using the eigenspectrum of  $\mathbf{W}$ , which results in  $\mathbf{x}(t) = e^{i\omega t} (\alpha_1 e^{\lambda_1 t} \mathbf{v}_1 + \dots + \alpha_N e^{\lambda_N t} \mathbf{v}_N)$ , where  $\alpha_i$  can be written in terms of initial conditions. Importantly, we can also write Eq. (5) in a similar fashion, which results in  $\mathbf{x}(t + \zeta) = \Lambda [e^{i\omega\zeta} (\alpha_1 e^{\lambda_1 \zeta} \mathbf{v}_1 + \dots + \alpha_N e^{\lambda_N \zeta} \mathbf{v}_N)]$ , where  $\alpha_i$  can again be written in terms of the state of the system at time  $t \in [0, \zeta, 2\zeta, \dots, n\zeta]$ . Thus, while it is in general a very difficult problem to understand the dynamics of nonlinear networks in terms of eigenspectra, this approach provides a unique insight into the connection between the spectrum of  $\mathbf{W}$ —Eq. (4)—and the spatiotemporal dynamics of the nonlinear oscillator network—Eq. (2). Critically, our approach uses familiar mathematical techniques from linear algebra matrix theory in a distinct way: While previous approaches in nonlinear dynamics have sought to describe the dynamics using the spectrum of the Laplacian matrix [34–36], the focus on the complex-valued system in our approach enables the insight that the *argument* of the eigenvectors of the matrix  $\mathbf{W}$

provides analytical predictions about the resulting nonlinear dynamics.

Following this idea, Fig. 2(e) shows the eigenmode contributions, here represented by  $\log |\mu_i|$ , as a function of time, for the dynamics in Fig. 2(c). Here, the eigenmode contributions are given by the projection of the complex-valued approach solution  $\mathbf{x}(t)$  onto the eigenvectors of  $\mathbf{W}$ . The eigenmode contributions are obtained as  $\mu_k(t) = \langle \mathbf{x}(t), \mathbf{v}_k \rangle$ , where  $\langle \cdot \rangle$  denotes the standard complex inner product. Figure 2(e) shows that, when the network exhibits incoherent dynamics, the eigenmode contributions remain uniform across  $\mu_i$ . When the traveling wave pattern is reached, on the other hand, the third eigenmode becomes dominant (note the log scale). These results demonstrate that the change from incoherent dynamics to a traveling wave can be understood quite directly through the geometry of the eigenmodes. Furthermore, in the case of circulant networks, we can evaluate eigenvalues and eigenvectors analytically using the circulant diagonalization theorem (CDT) [37]; in this case, the first eigenvector represents the solution where all oscillators have the same phase (phase synchronization), and higher modes represent wave patterns, given by Fourier modes (see Appendix C).

The effect of heterogeneous time delays on the dynamics of the dKM can be understood through the geometry of eigenvalues in the complex plane. Figure 2(f) illustrates the eigenvalues of  $\epsilon\mathbf{A}$  (nondelayed) and  $\mathbf{W}$  (delayed). While the nondelayed case (blue line and circles) has purely real eigenvalues, the effect of the heterogeneous time delays (red line and squares) can be understood in our framework in terms of the Hadamard (elementwise) product of the delay operator  $\tau$  and  $\mathbf{A}$  [see Eq. (4) and Appendix B]. The effect of this operation is to provide a specific rotation of the eigenvalues in the complex plane. This rotation allows the system to access higher modes and, therefore, to exhibit different traveling wave patterns. Furthermore, the rotation is not the same for all eigenvalues because the delays are heterogeneous. In this particular case, the rotation leads to eigenvalues associated with the 3rd and 99th modes to have the largest real part, allowing the system to reach traveling wave states associated with the 3rd and 99th modes. In the particular example of Fig. 2, the network evolves to a wave given by the third mode, but different (random) initial conditions can evolve to the dynamics described by either the 3rd or 99th mode [27]. Moreover, when different time delays are considered, different modes can be dominant, and therefore the system evolves to a different wave pattern [27].

We can now uncover how the combination of network structure, time delays, and node state can create specific spatiotemporal patterns. By using our delay operator approach, we can analytically predict the specific pattern to which the original dKM evolves. Figure 3(a) shows the wave pattern given by  $\theta$  obtained from the original dKM (blue line) and the argument (elementwise) of the third eigenvector (red line), which predicts the observed dynamics [27]. In this case, phases increase in the clockwise direction around the ring, which we define to be the positive direction (+1). It is important to note that, in our approach, the argument of each eigenvector element ( $\text{Arg}[(\mathbf{v}_k)_i] \forall i \in [1, N]$ ) directly relates with the phase offset in the resulting network dynamics. Because of the correspondence between trajectories in the

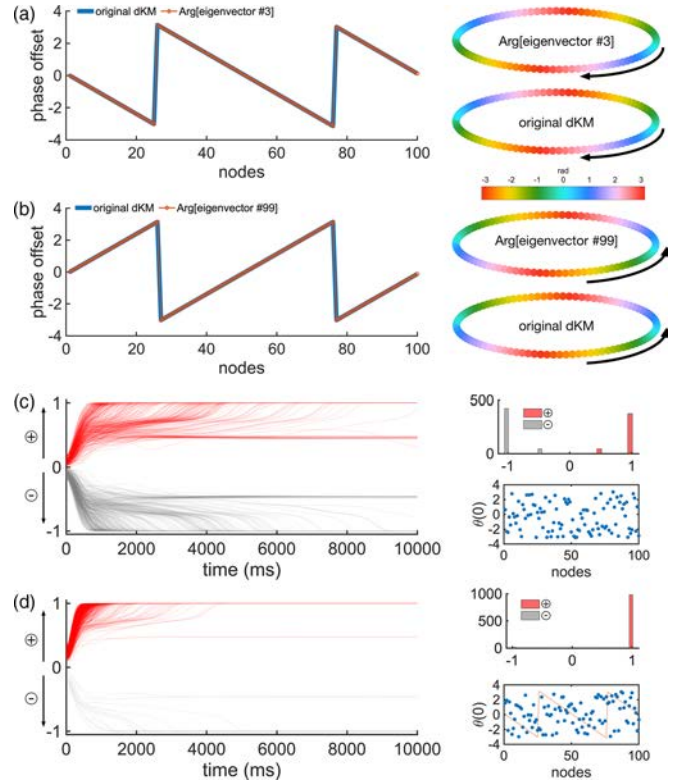


FIG. 3. Analytical predictions of specific wave patterns. (a) The phase configuration for the original dKM (blue line) matches the argument (elementwise) of the third eigenvector  $\text{Arg}[\mathbf{v}_3]$ —the analytical prediction (red dotted line). A representation on the circle using color coding reveals the wave pattern (right). (b) Different initial conditions lead to the wave pattern that matches the argument of the 99th eigenvector  $\text{Arg}[\mathbf{v}_{99}]$ . These waves can propagate either counterclockwise (negative) or clockwise (positive). (c) With random initial conditions, due to the dominance of two eigenvalues (3rd and 99th), the system exhibits waves propagating in both directions—with approximately half of the initial conditions evolving to each direction (top right). (d) With biased initial conditions, starting from  $\text{Arg}[\mathbf{v}_3]$  (red line, bottom right) and adding uniform random phases  $0.8(\mathcal{U}(-\pi, \pi))$ , we obtain a preferred direction of propagation.

complex-valued model and the original dKM, this approach creates a direct link between eigenvectors of the adjacency matrix and the specific spatiotemporal dynamics that result. For the dynamics in Fig. 3(a), the eigenmode contribution is given by  $\mu_3$  [see Fig. 2(e)], and the phase configuration matches the argument of  $\mathbf{v}_3$ . In the example considered here, two eigenvalues are dominant (i.e., having the largest real part):  $\lambda_3$  and  $\lambda_{99}$  [Fig. 2(f)]. Different initial conditions can thus evolve to the phase pattern given by the 99th mode, which is predicted by  $\mathbf{v}_{99}$  [Fig. 3(b)]. In this case, the spatial frequency is the same as observed in the previous case, but the direction of the wave pattern is the opposite [27]. These results show a clear connection between the spectrum of the network (described by  $\mathbf{W}$ ) and the dynamics on the original dKM, where the wave pattern (solution) can be described by the phase configuration of the eigenvector associated with the dominant mode.

We take counterclockwise increases in phase to be in the negative direction, and clockwise increases to be positive.

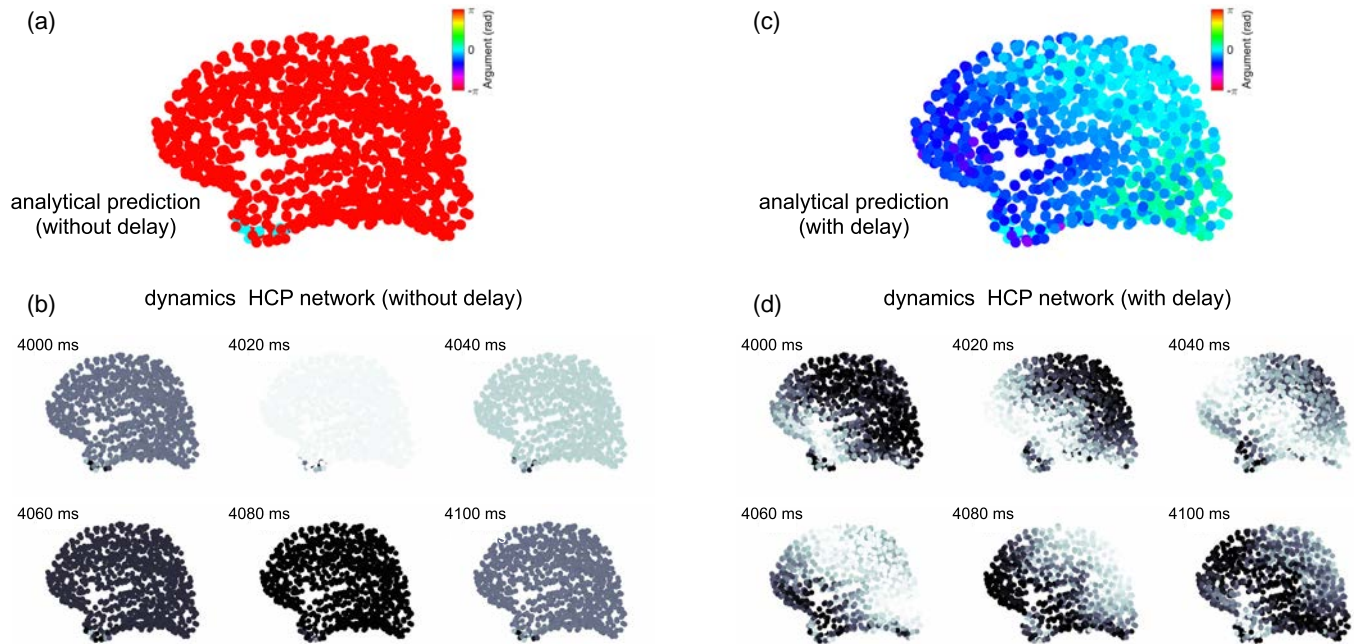


FIG. 4. Analytical predictions of spatiotemporal patterns in brain networks. We use our approach to investigate networks based on the Human Connectome Project (HCP) [38]. We consider the case without delay in the coupling between nodes and also the case with distance-dependent delays (heterogeneous delay). We use our delay operator to create the matrix  $\mathbf{W}$ , which allows analytical predictions of the dynamics. We show the phase of each node, given by the Kuramoto model, using color coding (dark colors are values close to  $-\pi$ , and light colors are values close to  $\pi$ ). (a) In the case without delay, the argument of the leading eigenvector depicts zero phase difference, which predicts phase synchronization. (b) We then study the numerical simulation for the network without delay, given by Eq. (1), which shows a phase-synchronized state. (c) In the case with heterogeneous time delays, the argument of the leading eigenvector shows a phase offset from the bottom left to the top right (in the projection), which predicts a wave pattern. (d) We perform the numerical simulation with the delayed Kuramoto model, given by Eq. (2), and the network depicts the wave pattern that is predicted by our approach. This shows that we are able to predict the dynamics observed in the simulations using our delay operator.

Because the network considered here has two dominant eigenvalues equal in their real parts, random initial conditions evolve equally either to the phase pattern of  $\mathbf{v}_3$  or to the phase pattern of  $\mathbf{v}_{99}$  in individual simulations [Fig. 3(c)]. To quantify the spatiotemporal dynamics, the spatial frequency, and the direction of propagation, we compare the phases obtained from the original dKM and the argument of the eigenvectors of  $\mathbf{W}$ . Specifically, we evaluate

$$\rho^{(k)}(t) = \left| \frac{1}{N} \sum_{j=1}^N e^{i\theta_j(t)} e^{-i\text{Arg}[\mathbf{v}_k]_j} \right|, \quad (7)$$

where  $\theta_j(t)$  is the phase of the oscillator  $j$  at time  $t$  obtained from the original dKM,  $N$  is the number of oscillators in the network,  $i$  is the imaginary unit, and  $\mathbf{v}_k$  is the  $k$ th eigenvector of  $\mathbf{W}$ . Here, we use  $\mathbf{v}_3$ , and  $\rho^{(k)} = 1$  means that the phase configuration of the network given by the  $\theta(t)$  is the same as the one given by the argument of the eigenvector  $\mathbf{v}_k$ . In the case shown in Fig. 3(c), approximately half of the simulations evolve to the positive direction, indicating that the dynamics matches the argument of  $\mathbf{v}_3$ , and approximately half evolve to the negative, indicating that the dynamics is given by the argument of  $\mathbf{v}_{99}$ . A small fraction of initial conditions exhibit inner products of approximately  $\pm 0.5$ , corresponding to a wave with a different spatial frequency.

Using the insights from this approach, we can now design initial conditions that generate waves in a preferred

direction. To do this, we started from the phase pattern specified by  $\mathbf{v}_3$  and randomized the phases by nearly a full cycle ( $0.8 \mathcal{U}[-\pi, \pi]$ , then wrapped in  $[-\pi, \pi]$ ). While this initial condition is nearly random (Fig. 3(d), bottom right, where the red line represents  $\text{Arg}[\mathbf{v}_3]$ ; compare with Fig. 3(c), bottom right), nearly all simulations evolve to the positive direction. These results demonstrate that the combination of connectivity, time delays, and network state can generate specific spatiotemporal patterns in oscillator networks—here, traveling waves with a chirality in a preferred direction.

The framework for systems with heterogeneous time delays introduced in this paper generalizes to many types of networks. This approach can be applied to very sophisticated networks obtained from experimental data. In particular, this approach can successfully predict traveling wave patterns arising in an oscillator network based on connectivity in the human brain. Figure 4 illustrates simulations and the analytical prediction resulting from our approach for networks where the connectivity data are based on the Human Connectome Project (HCP) [38]. In this case,  $N = 998$  cortical regions are given at a point in 3-space, with connections between areas derived from neuroimaging data. Connection weights between regions are determined by the number of fibers [38,39], which we use to build the adjacency matrix  $\mathbf{A}$ . Here, the coupling strength is scaled with  $\epsilon = 200$ , and the initial conditions for each analysis are given by random phases  $[-\pi, \pi]$ . Furthermore, time delays are obtained by

$\tau_{ij} = d_{ij}/v$ , where the distances  $d_{ij}$  are determined by the average length of these fibers and the known axonal conduction speed is given by  $v = 5$  m/s [40]. The dynamics of each node is represented by the Kuramoto model, given either by Eq. (1) in the nondelayed case or by Eq. (2) in the delayed case. The natural frequency of each oscillator is given by 10 Hz (simulating, for example, a specific drive from the thalamus). Using the delay operator, we construct the matrix  $\mathbf{W}$  for these systems—Eq. (4)—which allows us to obtain analytical predictions of the spatiotemporal patterns that emerge. First, we consider the case without time delays, where  $\tau_{ij} = 0$ . We then obtain the eigenspectrum of the matrix  $\mathbf{W}$  and plot the argument (elementwise) of the eigenvector associated with the leading eigenvalue [Fig. 4(a)]. In this case, this eigenvector shows a zero phase difference across nodes, predicting phase synchronization. We then perform the numerical simulation of the Kuramoto model (without delay), given by Eq. (1), and plot the phase of each node using color coding [Fig. 4(b)], where we observe a phase-synchronized behavior [27]. On the other hand, when we consider time delays in the interaction between cortical areas, the scenario is different. In this case, the argument (elementwise) of the eigenvector associated with the leading eigenvalue depicts a phase offset increasing from the bottom left to the top right (in this projection), predicting a wave propagating along that direction [Fig. 4(c)]. We then perform numerical simulations of the Kuramoto model with heterogeneous time delays—Eq. (2)—and we observe the wave pattern that is predicted by our approach, as shown in Fig. 4(d) [27]. This example now clearly demonstrates the advantage of this analytical approach: When we numerically evaluate the eigenspectrum of  $\mathbf{W}$  in this case, the leading eigenvector for the case without delays predicts phase synchrony, while the leading eigenvector for the case with delays predicts the *precise* wave pattern observed in the simulation. This result shows that our approach is able to predict the spatiotemporal pattern that results from connectivity and time delays in a highly relevant, real-world case.

#### IV. CONCLUSION

In this paper, we have introduced an analytical approach to the dynamics of nonlinear oscillator networks with heterogeneous time delays, an important open problem in physics with many potential applications. The advance in this paper is based on an algebraic approach to the Kuramoto model introduced in Ref. [28]. Importantly, the flexibility of this framework allowed us to introduce a delay operator, which provides rigorous analytical predictions for the specific traveling wave patterns induced by distance-dependent time delays. Using this approach, we can explain the effect of time delays in terms of a rotation of the eigenvalues of the matrix describing the system, which provides a clear and precise way to understand heterogeneous time delays in terms of the geometry of eigenmodes. Our approach therefore allows analytical predictions for the specific spatiotemporal patterns exhibited by the original dKM.

This framework allows us to understand how the combination of isotropic connectivity and time delays can produce traveling waves propagating in a preferred direction, as observed in experimental data [1]. Importantly, while this

question first arose in our study of neural dynamics in human cortex during sleep, the approach we have introduced here is general to networks of oscillators at finite scales. The results shown in this paper, together with the results in Refs. [4,28], represent a coherent and general framework for nonlinear oscillator networks.

an advance of this framework is to consider the dynamics in an individual simulation, taking into account both the initial conditions and the specific connectivity pattern in the network. This framework thus provides an opportunity to connect an individual adjacency matrix, for example, a single network taken from experimental data or a single realization of a random graph model, to the specific spatiotemporal pattern that results in a simulation. This approach has important potential applications, for example, in linking an experimentally reconstructed brain network to dynamics and computation in a neural system [41] or in linking the connections in a large-scale power grid to potential large and transient disruptions [42,43]. In this paper, we have generalized this framework to systems with heterogeneous time delays, which demonstrates the utility of this algebraic, operator-based approach to nonlinear dynamical systems at finite scales.

An open-source code repository for this work is available on GitHub [44].

#### ACKNOWLEDGMENTS

This work was supported by BrainsCAN at Western University through the Canada First Research Excellence Fund (CFREF), the NSF through a NeuroNex award (Award No. 2015276), Natural Sciences and Engineering Research Council of Canada (NSERC) Grant No. R0370A01, ONR Grant No. N00014-16-1-2829, NIH Grants No. EB009282 and No. EB026899, the Swartz Foundation, SPIRITS 2020 of Kyoto University, Compute Ontario [45], Digital Research Alliance of Canada [46], and the Western Academy for Advanced Research. J.M. gratefully acknowledges support from a Western University Faculty of Science Distinguished Professorship in 2020–2021. R.C.B. gratefully acknowledges support from a Western Institute for Neuroscience Clinical Research Postdoctoral Fellowship. G.B.B. gratefully acknowledges support from the Canadian Open Neuroscience Platform (in the form of a Graduate Scholarship), the Vector Institute (as a Postgraduate Affiliate), and NSERC (in the form of a Canada Graduate Scholarship - Doctoral).

#### APPENDIX A: THE COMPLEX-VALUED APPROACH

We consider the Kuramoto model with heterogeneous time delays described by Eq. (2) and then use the approximation given by  $\theta_j(t - \tau_{ij}) \approx \theta_j(t) - \omega\tau_{ij}$  [17,18,24], which leads to

$$\dot{\theta}_i(t) = \omega + \epsilon \sum_{j=1}^N A_{ij} \sin(\theta_j(t) - \theta_i(t) - \eta_{ij}), \quad (\text{A1})$$

where  $\eta_{ij} = \omega\tau_{ij}$ .

Based on Refs. [4,28], we introduce the complex-valued approach to the Kuramoto model described by Eq. (A1). To do that, we introduce a new dynamical system, described by

the variable  $\psi \in \mathbb{C}$ :

$$\dot{\psi}_i(t) = \omega + \epsilon \sum_{j=1}^N A_{ij} [\sin(\psi_j(t) - \psi_i(t) - \eta_{ij}) - i \cos(\psi_j(t) - \psi_i(t) - \eta_{ij})]. \quad (\text{A2})$$

Next, multiplying both sides by  $i$  and applying Euler's formula yields

$$i\dot{\psi}_i(t) = i\omega + \epsilon e^{-i\psi_i(t)} \sum_{j=1}^N A_{ij} e^{i\psi_j(t)} e^{-i\eta_{ij}}. \quad (\text{A3})$$

We define  $\mathbf{W}$  as

$$\mathbf{W} = \epsilon e^{-i\eta} \circ \mathbf{A}, \quad (\text{A4})$$

where  $\circ$  represents the Hadamard product (or elementwise product) and  $\eta_{ij} = \omega\tau_{ij}$ . This results in the following matrix form of Eq. (A3):

$$\dot{\boldsymbol{\psi}}(t) = \boldsymbol{\omega} + \frac{1}{i} \text{diag}[e^{-i\boldsymbol{\psi}(t)}] \mathbf{W} e^{i\boldsymbol{\psi}(t)}, \quad (\text{A5})$$

where we note explicitly that  $\boldsymbol{\psi} = [\psi_1, \dots, \psi_N]^T$ ,  $\dot{\boldsymbol{\psi}} = [\dot{\psi}_1, \dots, \dot{\psi}_N]^T$ , and  $\boldsymbol{\omega} = [\omega, \dots, \omega]^T$ . Furthermore, we can write the previous equation as

$$\frac{d}{dt} e^{i\boldsymbol{\psi}(t)} = (\text{diag}[i\boldsymbol{\omega}] + \mathbf{W}) e^{i\boldsymbol{\psi}(t)}. \quad (\text{A6})$$

Lastly, letting  $\mathbf{x}(t) = e^{i\boldsymbol{\psi}(t)}$ , we have

$$\dot{\mathbf{x}}(t) = (\text{diag}[i\boldsymbol{\omega}] + \mathbf{W}) \mathbf{x}(t), \quad (\text{A7})$$

whose general solution is

$$\mathbf{x}(t) = e^{i\boldsymbol{\omega}t} e^{t\mathbf{W}} \mathbf{x}(0). \quad (\text{A8})$$

In this paper, the dynamics of the complex-valued approach is studied by considering the elementwise argument of  $\mathbf{x}(t)$ , i.e.,  $\text{Arg}[x_i(t)] \forall i \in [1, N]$ . As shown in Ref. [28], when  $\frac{|x_j|}{|x_i|} \approx 1$ , the dynamics of  $\text{Arg}[\mathbf{x}(t)]$  precisely matches the trajectories of the Kuramoto model given by Eq. (A1). This allows us to use the eigenspectrum of  $\mathbf{W}$  to understand and predict the dynamics of the Kuramoto model with heterogeneous time delays.

## APPENDIX B: CIRCULANT NETWORKS AND HADAMARD PRODUCT

The definition of the Hadamard product can be described as follows.

*Definition 1.* Let  $\mathbf{A}, \mathbf{B}$  be two  $n \times n$  matrices. The Hadamard product  $\mathbf{A} \circ \mathbf{B}$  is a matrix of dimension  $n \times n$  with elements given by

$$(\mathbf{A} \circ \mathbf{B})_{ij} = (\mathbf{A})_{ij} (\mathbf{B})_{ij}.$$

For a complex number  $\lambda$ , we also define  $e^{\circ\lambda\mathbf{A}}$  to be the matrix of dimension  $n \times n$  with elements given by

$$(e^{\circ\lambda\mathbf{A}})_{ij} = e^{\lambda A_{ij}}.$$

We have the following observation.

*Proposition 1.* Let  $\mathbf{A}, \mathbf{B}$  be two circulant matrices. Then (1)  $\mathbf{A} \circ \mathbf{B}$  is a circulant matrix and (2)  $e^{\circ\lambda\mathbf{A}}$  is a circulant matrix.

*Proof.* Assume that  $\mathbf{A} = \text{circ}(\mathbf{a})$ ,  $\mathbf{B} = \text{circ}(\mathbf{b})$  with  $\mathbf{a} = (a_1, a_2, \dots, a_n)$  and  $\mathbf{b} = (b_1, b_2, \dots, b_n)$ . Then we can see

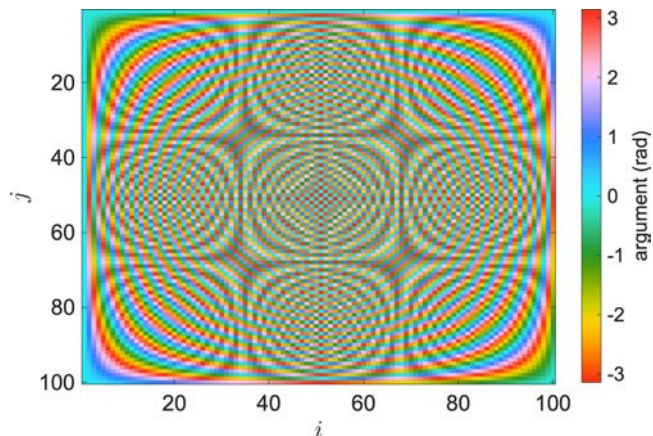


FIG. 5. A graphical representation of the matrix with the phase configuration of the eigenvectors of  $\mathbf{W}$ . The  $k$ th column is the color-coded argument (elementwise) of the  $k$ th eigenvector.

that

$$\mathbf{A} \circ \mathbf{B} = \text{circ}((a_1 b_1, a_2 b_2, \dots, a_n b_n))$$

and

$$e^{\circ\lambda\mathbf{A}} = \text{circ}((e^{\lambda a_1}, e^{\lambda a_2}, \dots, e^{\lambda a_n})).$$

Therefore we conclude that both  $\mathbf{A} \circ \mathbf{B}$  and  $e^{\circ\lambda\mathbf{A}}$  are circulant. ■

## APPENDIX C: THE CIRCULANT DIAGONALIZATION THEOREM

In the case of circulant networks, we can use the circulant diagonalization theorem (CDT) to obtain the eigenspectrum of the adjacency matrix analytically [37]. In this paper, both the nondelayed network  $\epsilon\mathbf{A}$  and the delayed one  $\mathbf{W}$  are circulant (see Proposition 1). The CDT states that all circulant matrices, say,  $\mathbf{H} = \text{circ}(\mathbf{h})$ , where  $\text{circ}(\mathbf{h})$  is the circulant matrix constructed from the generating vector  $\mathbf{h} = (h_1, \dots, h_N)$ , are diagonalized by the same unitary matrix  $\mathbf{U}$  with components

$$U_{ks} = \frac{1}{\sqrt{N}} \exp\left[-\frac{2\pi i}{N}(k-1)(s-1)\right], \quad (\text{C1})$$

where  $k, s \in [1, N]$ , and that the  $N$  eigenvalues are given by

$$E_k(\mathbf{H}) = \sum_{j=1}^N h_j \exp\left[-\frac{2\pi i}{N}(k-1)(j-1)\right]. \quad (\text{C2})$$

We let Eq. (C2) determine the ordering of the eigenvalues throughout this paper. The argument of the eigenvectors associated with these eigenvalues corresponds to the columns of the discrete Fourier transform (DFT) matrix, which range from low to high spatial frequencies.

Figure 5 shows the argument of the eigenvectors using color coding. Here,  $\text{Arg}[(\mathbf{v}_1)_i] = 0 \forall i \in [1, N]$  (as shown in Fig. 2), which represents zero phase difference across oscillators, or phase synchronization. The other eigenvectors represent Fourier modes (waves) with different spatial frequencies. Figure 2 shows the cases of the eigenvectors  $\mathbf{v}_3$  and  $\mathbf{v}_{99}$ .

- [1] L. Muller, G. Piantoni, D. Koller, S. S. Cash, E. Halgren, and T. J. Sejnowski, Rotating waves during human sleep spindles organize global patterns of activity that repeat precisely through the night, *Elife* **5**, e17267 (2016).
- [2] T. J. Sejnowski and A. Destexhe, Why do we sleep? *Brain Res.* **886**, 208 (2000).
- [3] P. Girard, J. M. Hupé, and J. Bullier, Feedforward and feedback connections between areas V1 and V2 of the monkey have similar rapid conduction velocities, *J. Neurophysiol.* **85**, 1328 (2001).
- [4] L. Muller, J. Mináč, and T. T. Nguyen, Algebraic approach to the Kuramoto model, *Phys. Rev. E* **104**, L022201 (2021).
- [5] F. M. Atay, *Complex Time-Delay Systems: Theory and Applications* (Springer, New York, 2010).
- [6] M. Schröter, O. Paulsen, and E. T. Bullmore, Microconnectomics: Probing the organization of neuronal networks at the cellular scale, *Nat. Rev. Neurosci.* **18**, 131 (2017).
- [7] A. Papachristodoulou, A. Jadbabaie, and U. Münz, Effects of delay in multi-agent consensus and oscillator synchronization, *IEEE Trans. Autom. Control* **55**, 1471 (2010).
- [8] T. Liao and F. Wang, Global stability for cellular neural networks with time delay, *IEEE Trans. Neural Networks* **11**, 1481 (2000).
- [9] P. Tewarie, R. Abeysuriya, A. Byrne, G. C. O'Neill, S. N. Sotiropoulos, M. J. Brookes, and S. Coombes, How do spatially distinct frequency specific MEG networks emerge from one underlying structural connectome? The role of the structural eigenmodes, *NeuroImage* **186**, 211 (2019).
- [10] S. Petkoski and V. K. Jirsa, Normalizing the brain connectome for communication through synchronization, *Network Neurosci.* **6**, 722 (2022).
- [11] W. S. Lee, E. Ott, and T. M. Antonsen, Large Coupled Oscillator Systems with Heterogeneous Interaction Delays, *Phys. Rev. Lett.* **103**, 044101 (2009).
- [12] A. Papachristodoulou and A. Jadbabaie, Synchronization in oscillator networks with heterogeneous delays, switching topologies and nonlinear dynamics, in *Proceedings of the 45th IEEE Conference on Decision and Control* (IEEE, Piscataway, NJ, 2006), pp. 4307–4312.
- [13] J. A. Roberts, L. L. Gollo, R. G. Abeysuriya, G. Roberts, P. B. Mitchell, M. W. Woolrich, and M. Breakspear, Metastable brain waves, *Nat. Commun.* **10**, 1056 (2019).
- [14] Y. Kuramoto, Self-entrainment of a population of coupled nonlinear oscillators, in *International Symposium on Mathematical Problems in Theoretical Physics* (Springer, New York, 1975), pp. 420–422.
- [15] F. A. Rodrigues, T. K. D. M. Peron, P. Ji, and J. Kurths, The Kuramoto model in complex networks, *Phys. Rep.* **610**, 1 (2016).
- [16] J. A. Acebrón, L. L. Bonilla, C. J. P. Vicente, F. Ritort, and R. Spigler, The Kuramoto model: A simple paradigm for synchronization phenomena, *Rev. Mod. Phys.* **77**, 137 (2005).
- [17] S. O. Jeong, T. W. Ko, and H. T. Moon, Time-Delayed Spatial Patterns in a Two-Dimensional Array of Coupled Oscillators, *Phys. Rev. Lett.* **89**, 154104 (2002).
- [18] T. W. Ko and G. B. Ermentrout, Effects of axonal time delay on synchronization and wave formation in sparsely coupled neuronal oscillators, *Phys. Rev. E* **76**, 056206 (2007).
- [19] S. Petkoski, A. Spiegler, T. Proix, P. Aram, J. J. Temprado, and V. K. Jirsa, Heterogeneity of time delays determines synchronization of coupled oscillators, *Phys. Rev. E* **94**, 012209 (2016).
- [20] S. H. Strogatz, From Kuramoto to Crawford: Exploring the onset of synchronization in populations of coupled oscillators, *Phys. D (Amsterdam)* **143**, 1 (2000).
- [21] A. Arenas, A. Diaz-Guilera, J. Kurths, Y. Moreno, and C. Zhou, Synchronization in complex networks, *Phys. Rep.* **469**, 93 (2008).
- [22] L. Muller, F. Chavane, J. Reynolds, and T. J. Sejnowski, Cortical travelling waves: Mechanisms and computational principles, *Nat. Rev. Neurosci.* **19**, 255 (2018).
- [23] Z. W. Davis, G. B. Benigno, C. Fletteman, T. Desbordes, C. Steward, T. J. Sejnowski, J. Reynolds, and L. Muller, Spontaneous traveling waves naturally emerge from horizontal fiber time delays and travel through locally asynchronous-irregular states, *Nat. Commun.* **12**, 6057 (2021).
- [24] M. Breakspear, S. Heitmann, and A. Daffertshofer, Generative models of cortical oscillations: Neurobiological implications of the Kuramoto model, *Front. Hum. Neurosci.* **4**, 190 (2010).
- [25] J. Cabral, E. Hugues, O. Sporns, and G. Deco, Role of local network oscillations in resting-state functional connectivity, *NeuroImage* **57**, 130 (2011).
- [26] H. Choi and S. Mihalas, Synchronization dependent on spatial structures of a mesoscopic whole-brain network, *PLoS Comput. Biol.* **15**, e1006978 (2019).
- [27] See Supplemental Material at <http://link.aps.org/supplemental/10.1103/PhysRevResearch.5.013159> for supplemental figures and movies.
- [28] R. C. Budzinski, T. T. Nguyen, J. Đoàn, J. Mináč, T. J. Sejnowski, and L. E. Muller, Geometry unites synchrony, chimeras, and waves in nonlinear oscillator networks, *Chaos: Interdiscip. J. Nonlinear Sci.* **32**, 031104 (2022).
- [29] M. K. S. Yeung and S. H. Strogatz, Time Delay in the Kuramoto Model of Coupled Oscillators, *Phys. Rev. Lett.* **82**, 648 (1999).
- [30] C. R. Laing, Travelling waves in arrays of delay-coupled phase oscillators, *Chaos: Interdiscip. J. Nonlinear Sci.* **26**, 094802 (2016).
- [31] L. Timms and L. Q. English, Synchronization in phase-coupled Kuramoto oscillator networks with axonal delay and synaptic plasticity, *Phys. Rev. E* **89**, 032906 (2014).
- [32] B. Ermentrout and T. W. Ko, Delays and weakly coupled neuronal oscillators, *Philos. Trans. R. Soc. A* **367**, 1097 (2009).
- [33] T. W. Ko, S. O. Jeong, and H. T. Moon, Wave formation by time delays in randomly coupled oscillators, *Phys. Rev. E* **69**, 056106 (2004).
- [34] C. Grabow, S. M. Hill, S. Grosskinsky, and M. Timme, Do small worlds synchronize fastest? *EPL (Europhys. Lett.)* **90**, 48002 (2010).
- [35] F. Sorrentino, L. M. Pecora, A. M. Hagerstrom, T. E. Murphy, and R. Roy, Complete characterization of the stability of cluster synchronization in complex dynamical networks, *Sci. Adv.* **2**, e1501737 (2016).
- [36] Y. Sugitani, Y. Zhang, and A. E. Motter, Synchronizing Chaos with Imperfections, *Phys. Rev. Lett.* **126**, 164101 (2021).
- [37] P. Davis, *Circulant Matrices* (Wiley, New York, 1979).
- [38] P. Hagmann, L. Cammoun, X. Gigandet, R. Meuli, C. J. Honey, V. J. Wedeen, and O. Sporns, Mapping the structural core of human cerebral cortex, *PLoS Biol.* **6**, e159 (2008).
- [39] L. Muller, A. Destexhe, and M. Rudolph-Lilith, Brain networks: Small-worlds, after all? *New J. Phys.* **16**, 105004 (2014).
- [40] H. A. Swadlow and S. G. Waxman, Axonal conduction delays, *Scholarpedia* **7**, 1451 (2012).



- [41] E. Litvina, A. Adams, A. Barth, M. Bruchez, J. Carson, J. E. Chung, K. B. Dupre, L. M. Frank, K. M. Gates, K. M. Harris, H. Joo, J. W. Lichtman, K. M. Ramos, T. Sejnowski, J. S. Trimmer, S. White, and W. Koroshetz, BRAIN initiative: Cutting-edge tools and resources for the community, *J. Neurosci.* **39**, 8275 (2019).
- [42] D. Witthaut, F. Hellmann, J. Kurths, S. Kettemann, H. Meyer-Ortmanns, and M. Timme, Collective nonlinear dynamics and self-organization in decentralized power grids, *Rev. Mod. Phys.* **94**, 015005 (2022).
- [43] A. E. Motter, S. A. Myers, M. Anghel, and T. Nishikawa, Spontaneous synchrony in power-grid networks, *Nat. Phys.* **9**, 191 (2013).
- [44] <https://mullerlab.github.io>.
- [45] <https://www.computeontario.ca>.
- [46] <https://alliancecan.ca>.